
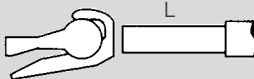


PYROTENAX PYRO MI FIRE SURVIVAL CABLE

INSTALLATION RECOMMENDATION FOR LUGS AND CONNECTORS FOR PYRO MI WIRING CABLES

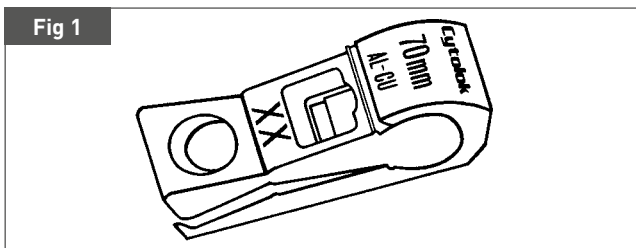


CYTOLOK Lugs are quick and simple to install, since they are fitted with a spanner and do not require any special tooling.


Ref: RQK	16	25	35	50	70	95	120	150	185	240	300	400
 L	20	25	30	38	38	45	50	60	60	70	70	80
Stud Hole (mm)	6	6	8	10	10	10	12	16	16	16	16	16

The directions for installation are as follows:

- 1) Remove 'L' mm of conductor sleeving. (see table)
- 2) Abraid the exposed conductor to remove the mineral insulant.
- 3) Assemble the lug, so that the XX marking is facing outwards. (Fig.1)

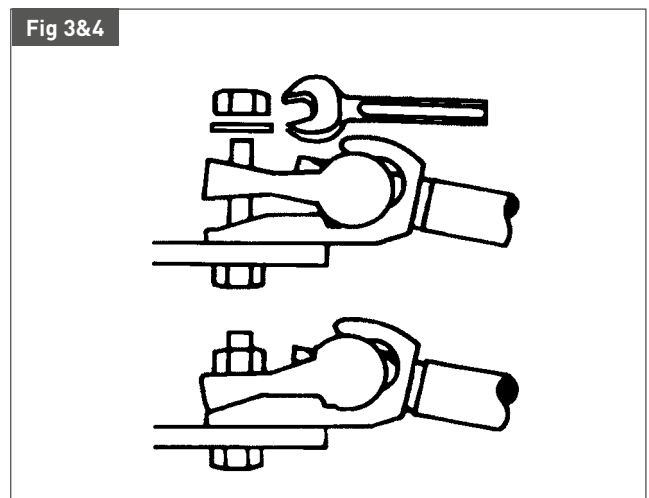


- 4) Fully insert the conductor into the lug. (Fig. 2)



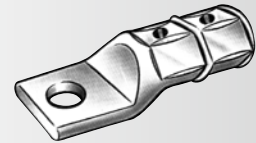
- 5) Bolt the lug to the apparatus and tighten with a spanner. When the lug is fully closed tighten the nut an additional 1/4 to 1/2 a turn. (Fig. 3 & 4)

(Fig. 3 & 4)



The CYTOLOK trademark is registered worldwide and the connectors are covered by one or more of the following U.S. patents as well as other patents and patent applications in countries throughout the world. 3.801.952, 3.831.134, 3.861.771, 3.879.104, 3.883.211, 3.932.021, 3.980.381, 3.990.129, 4.001.921, 4.014.078, 4.126.918, 4.357.068, 4.479.694, 296.777Design, 4.548.462, 4.898.551, 159/12(Des. Appl)

**CRIMP LUGS AND CONDUCTOR CABLES SUITABLE FOR
USE WITH PYRO MI WIRING CABLE**



Conductor CSA	Lug	Connector	Tooling	Die Set	No. of Crimps
1.0	BT 1C 4 BT 1C 5	BT 1 CS	BMR 6 U3	Not required	1
1.5 & 2.5	BT 2 C4 BT 2 C5 BT 2 C6 BT 2 C8	BT 2 CS	BMR 6 U3	Not Required	1
4.0	BT 6 C5 BT 6 C6 BT 6 C8 BT 6 C10	BT 6 CS	BMR 6 U3	Not Required	1
6.0	BT 6C 5 BT 6C 6 BT 6C 8 BT 6C 10	BT 6 CS	BMR 16 U3	Not Required	1
10.0	BT 10 C6 BT 10 C8 BT 10 C10 BT 10 C12	BT 10 CS	BMR 16 U3	Not Required	1
16.0	BT 16 C6 BT 16 C8 BT 16 C10 BT 16 C12	BT 16 CS	BMR 16 U3	Not Required	1
25	BT 25 C8 BT 25 C10 BT 25 C12	BT 25 CS	G10	U 863	1
35	BT 25 C8 BT 25 C10 BT 25 C12	BT 25 CS	G10	U 864	1
50	BT 35 C8 BT 35 C10 BT 35 C12	BT 35 CS	G10	U 865	1
70	BT 70 CE10 BT 70 CE12	BT 70 CS	G10	U 866	1
95	BT 70 C10 BT 70 C12 BT 70 C16	BT 70 CS	G10	U 867	1
120	BT 70 C10 BT 70 C12 BT 70 C16	BT 70 CS	G10	U 868	1
150	BT 150 C10 BT 150 C12 BT 150 C16	BT 150 CS	G10	U 120 CHEX	1
185	BT 185 C10 BT 185 C12 BT 185 C16 BT 185 C20	BT 185 CS	G10	U 150 CHEX	2
240	BT 240 C10 BT 240 C12 BT 240 C16 BT 240 C20	BT 240 CS	G10	U 185 CHEX	2
300	BT 300 C16*	BT 300 CS*	G10	U 240 CHEX	2
400	BT 400 C16*	BT 400 CS*	G10	U 300 CHEX	3

*Mechanically tested only.

NOTES

- The lugs and connectors detailed above can be obtained from many local wholesalers
- The tooling and dies, marked CHEX can also be obtained from many local wholesalers
- The crimping dies not marked CHEX are special and can be purchased or hired from specialist suppliers
- All the components described in the table can be obtained from the following specialist suppliers

Jointing Technologies

Unit 19, Woking Business Park
Albert Drive, Woking, Surrey
GU21 5JY
Tel: 01483 747747
Also at:
Bristol - Tel: 01454 322555
Wolverhampton - Tel: 01902 790777

ETS Cable Components

Units 4 & 5
Red Lion Business Park
Red Lion Road
Tolworth, Surrey
KT6 7QD
Tel: 0208 405 6789

TERMINATING TOOLS


BMR 16U3

Ratchet type hand tool for 1mm² to 4mm² conductors. Dies incorporated.



BMR 16U3


Ratchet type hand tool for 6mm² to 16mm² conductors. Dies incorporated.



G10

Hydraulic type handtool for 25mm² to 240mm² conductors. Supplied in a steel carrying case with die storage compartments.

It must be emphasised most strongly that dies for stranded conductors are not suitable for solid conductors. A range of special dies are therefore available.



This document was supplied to you by:



WWW.PENTAIRTHERMAL.COM

UNITED KINGDOM
Tel. 0800 969013
Fax 0800 968624
salesthermaluk@pentair.com

All Pentair trademarks and logos are owned by Pentair or its global affiliates. Pentair reserves the right to change specifications without prior notice.
© 2015 Pentair.



@pentairTBS